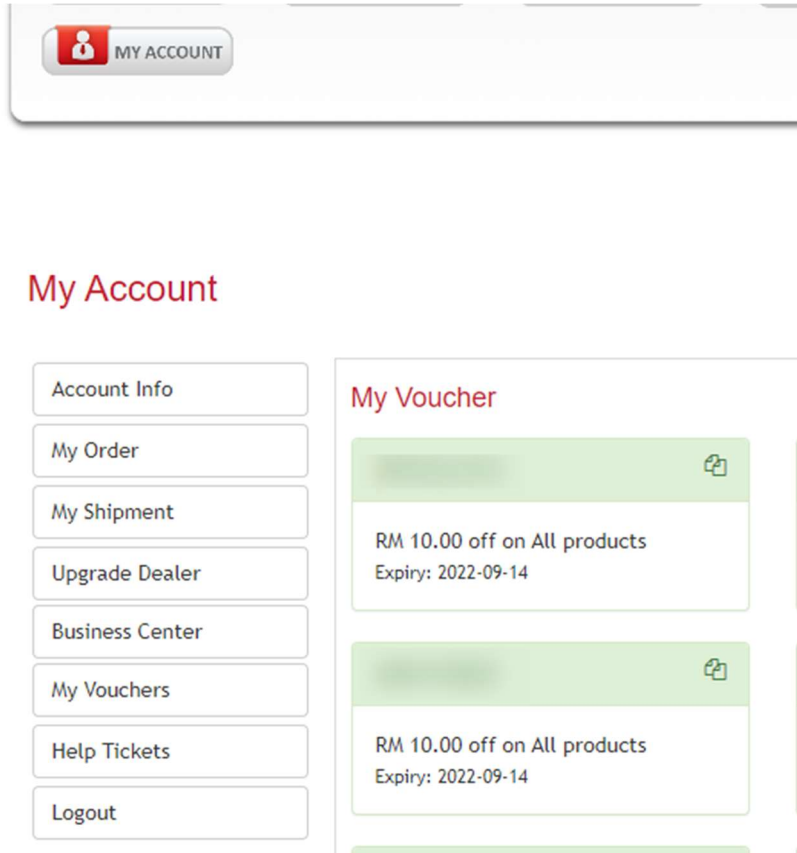
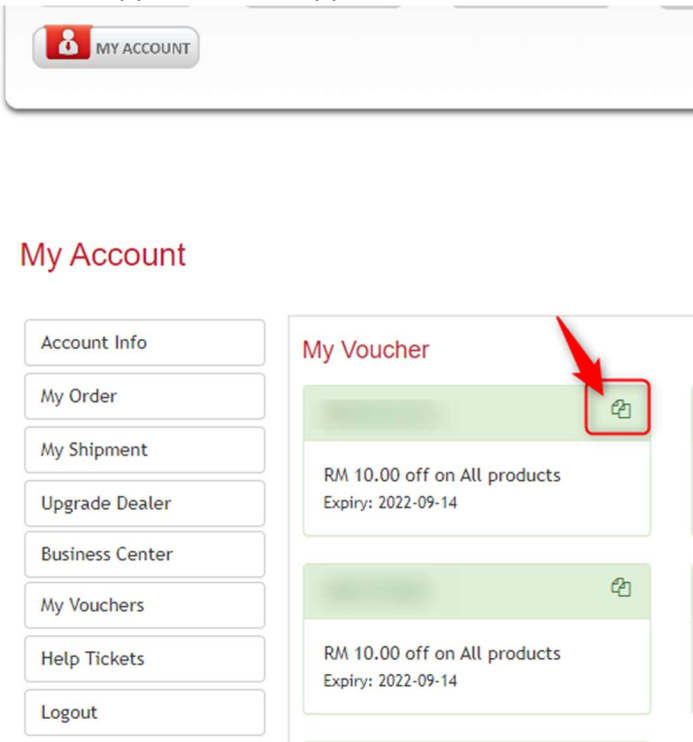


## How to use Public Gold Wealth Card E-voucher?

1. Login to My Account – My Vouchers, you will see the page as below:

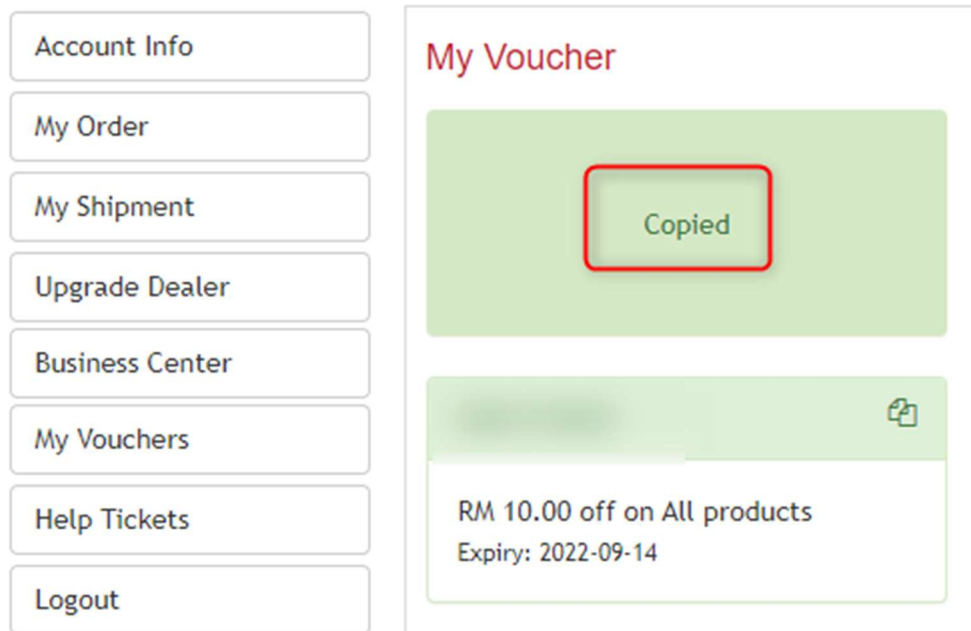


2. Click the “Copy” button to copy the voucher code.



- The voucher column will become "Copied" once you click the copy button.

## My Account



- Now, go to Order page to place new order.
  - You also can share this voucher code to another person applied.
- Proceed purchase as usual, apply this Voucher Code at checkout page.
  - Just paste the code you copied just now into the E-voucher column
  - If you share your voucher code to others, please do inform the person do so during place order.

#### 4. Purchase Order for

- Myself  
 Third Party (Please click search to update order)

I Agree and Understand of the [Terms & Conditions](#) and Cancellation Policy (Required)

PG Code / ID

[Confirm and Proceed to Payment](#)

[Search](#)

[Register New Customer](#)

Name :

#### 5. E-voucher (Optional)

#### 6. Remarks (Optional)

6. After that, confirm and proceed to payment. You will see the discount amount as below:

### Purchase Order Summary

PRODUCT	QTY	GP	SST	PRICE (RM)
PUBLIC GOLD 1/2 DINAR 2.125G(AU 999.9) - L	1	0.00	0.00	725.00
Subtotal				725.00
SST 0%				0.00
Discount				0.00
Voucher applied				-10.00
<b>Total</b>				<b>RM715.00</b>

\* GP = Gold Premium

7. If you wish to use the voucher code for your *Existing Order*, kindly contact **Harri Live Chat** to get further assistance.
8. Please finished your E-voucher before expired date. Once expired, the voucher will not show in system anymore.